



EVOKE 2 YOUTH & JNR WHEELCHAIR

Ultra-lightweight transport wheelchair is easily folded and stowed. All of the adjustable features of the Evoke 2, reduced in size to suit the unique needs of children and young adults.

CRASH TEST
APPROVED
AS/NZS 3696.19




Evoke 2 Youth



SILVER



Evoke 2 JNR



WHITE

1 YEAR WARRANTY
Components

2 YEARS WARRANTY
Frame

SWL
150kg

SWL
23.6st

Folding Lightweight Design

Easy to transport and store

Swing-In/Out, Height-Adjustable & Removable Foot Rests

Facilitates user transfers and allows for optimal positioning based on the user's changing needs

Height-Adjustable & Removable Armrests

Provides versatility and comfort for different users

Strong Nylon Upholstery

Durable fabric with a comfortable cushion and padded backrest. A padded overlay is available as an accessory for additional comfort

Depth-Adjustable Seating with Rear Angle Adjustability

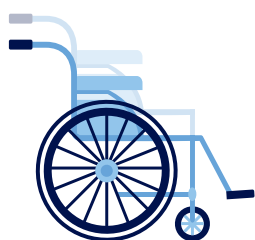
Allows for accurate positioning and customisation to enhance user comfort

Quick-Release 20" Solid Rear Wheels

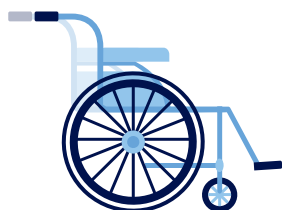
Wheels can be easily removed to reduce the chair's weight for easier transport and storage



ADJUSTMENTS



Seat & Backrest Height



Seat Depth



Backrest Angle

ACCESSORY



Optional Contoured Padded Overlay

EVOKE 2 WHEELCHAIR

	Seat Width mm / in	Seat Depth mm / in	Seat Height mm / in	Overall Width mm / in	Backrest Height mm / in	Armrest Height mm / in	Min. Chair Weight kg / lbs	SWL kg / st
EVOKE 2 JNR MWS449560	300 / 12	300 – 450 / 11.8 – 17.7	410 – 450 / 16.1 – 17.7	510 / 20	430 – 490 / 16.9 – 19.2	210 – 230 / 8.2 – 9	14 / 30.8	150 / 23.6
EVOKE 2 YOUTH MWS449570	350 / 13.8	350 – 425 / 13.8 – 16.7	440 – 480 / 17.3 – 18.9	560 / 22.1	430 – 490 / 16.9 – 19.3	205 – 225 / 8 – 8.7	14.8 / 32.6	150 / 23.6

*Range of motion dimensions are accurate to a +/-10mm tolerance

ASFY16.10.030924