



AC4 BED

Premium quality Australian designed beds for Aged Care

Designed for carers and residents
Enhanced manual handling
Multi-functional positioning
Durable, reliable, low-maintenance
Contemporary design
Bespoke finishes available



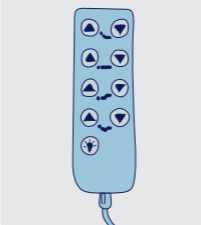
AC4 BED

The Aidacare AC4 bed is the perfect blend of function and durability, providing a reliable sleeping solution for your residents. The gentle gunmetal bed frame coupled with teak bed ends or upholstered surround options, makes it easy to blend with interior styling, delivering a homely ambience. Designed and manufactured to the highest standards with trusted TiMotion electronics for long-term reliability and minimal maintenance.

Multiple functions and accessories combine to exceed the comfort, support, and safety expectations for a diverse range of users, whilst facility carers benefit from the considered design.

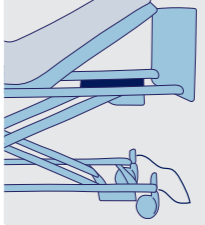


Shown with optional Upholstered Allure surround head and footboards
Sublime teak laminate head and footboards come as standard
Bed position depicts raised back and knee break



Designed for carers and residents

TiMotion electronics are up to 20% faster than other brands, saving carers time. Simple and intuitive handset is easy to operate.



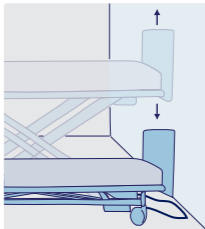
Considered cable management

Ensures cables are kept safely out of the way, minimising damage and downtime.



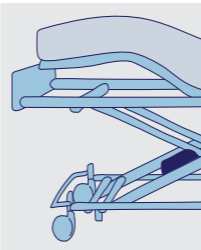
Maintains infection control

Wipe clean mattress platform allows easy cleaning for infection control compliance.



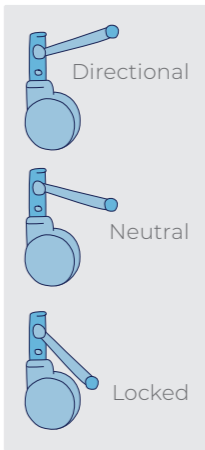
Ensures wall protection

Wall locator bar included and bed rises vertically thereby minimising costly wall collisions while maximising functional bedroom space at the foot-end.



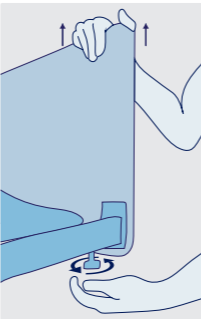
Easy access to the control box

The control box is located conveniently within reach underneath the foot section, allowing easy access for maintenance staff.



Enhanced manual handling

- **125mm twin castors:** Offer lower rolling resistance for easier bed repositioning.
- **Central Locking - Total & Directional:** Activated centrally via an easily accessible full-width foot pedal, push down for total lock, or lift up for directional lock to facilitate safe and easy tracking through corridors and doorways.



Personalised sleeping solution

- Quick attaching and easily removable head and footboards.
- 200mm mattress platform extension caters for taller residents.
- Optional upholstered Allure surround for an alternative homely style.

OPTIONAL ACCESSORIES



Upholstered Allure surround
Single BEA829150
King single BEA829160



Universal 3/4 folding bed side rails
BEA829100



Clamp On Bed Rail
BEA829105



IV pole
BEA029710



Self-help pole
BEA829140



Battery back up
GSP405130



Independent raised knee function



Lowered flat laying position



Independent back raised function



Gentle gunmetal frame blends into the room environment for a homely ambience.

Shown with standard Sublime teak laminate head and footboards

Specifications

AC4 BED	Mattress dimensions	Overall length	Overall width	Height range	Backrest angle	Knee raise angle	Product weight
SINGLE BEB050400	2000 x 900mm	2100mm*	920mm	300 - 730mm	70°	40°	112kg
KING SINGLE BEB050410	2000 x 1060mm	2100mm*	1070mm	300 - 730mm	70°	40°	116kg

*External length of 2100mm + 200mm extension

10 YEAR WARRANTY
Frame

5 YEAR WARRANTY
Electronics

1 YEAR WARRANTY
Handset



Designed in line with IEC 60601-2-52:2005

ASSOCIATED ASPIRE PRODUCTS



Alternating Air Mattresses



Lifecomfort Foam Mattresses



Overbed Tables



Bedside Cabinets